



\*for domestic use

	MIBHE	MWHHE	MKHHE	MKKM	MZE
Dimensions	1980 mm X 820 mm h=1170 mm	1980 mm X 820 mm h=1170 mm	1980 mm X 820 mm h=1170 mm	1730 mm X 900 mm h=1220 mm	1980 mm X 820 mm h=1210 mm
Engine	BRIGGS & STRATTON Single cylinder OHV 31E607	HONDA GXV 390 OHV	KAWASAKI 2 air-cooled V cylinders FS 481V		Electric
Engine power	14.5 HP (10,66 kw)	13 HP (10,66 kw)	16 HP (11,9 kw)		Electric
Displacement	502 CC	389 CC	603 CC		-
Operating speed		2850 rpm			-
Starter		Electric starter 12 V			Contacteur
Speed		Forward: from 0 to 9 km/h / Reverse: from 0 to 8 km/h			
Cutting width		80 cm		85 cm	80 cm
Cutting height		5 positions single lever adjustment 44 - 102 mm (1'7" - 4")			
Collector capacity		240 L			240 L
Emptying Collector		manual, assisted by gas-powered jack			manual, assisted by gas-powered jack
Drive transmission		Hydrostatic			Electric motor
Blade transmission		By direct, constant tension belt			Electric motor
Blade system		Electromagnetic clutch incorporating a blade brake			Electric motor
Fuel		Unleaded			Mains rechargeable batteries
Weight		230 kg			330 kg
MKM accessories	MC95MN = bahia mulching spare blade				
MZE accessories	Coming soon : 230V converter for electrical accessories, extra trailer battery, photovoltaic panel for recharging				
Equipment & accessories Bahia range	MCB = starter battery charger (except MZE) MJD80N = lateral swathing deflector (except MKM) MIET = mechanical spreader (capacity 65L) MIR80 = towing hooks (standard on MKM) MRM = multi-purpose garden trailer MRL = spraying hose for MRM trailer MU80N = mulching kit (insert+blade) (except MKM) MV802N = snow blade MVE80 = option - electrically operated (except MZE and MKM) MVE80 = special mulching blade (except MKM), MZ80 = special mulching blade (except MKM), MZ80M =				

As we constantly aim to improve our products, ETESIA reserves the right to modify specifications of the models presented here without prior notice. Availability according to stock. Photographs and illustrations are not bound by contract. All due reservations made for printing errors.

# ETESIA

Seeing is believing

ETESIA UK Ltd Sugarswell Business Park, Sherington, Oxon OX15 6HW, UK.

☎ (01295) 680120 • ✉ sales@etesia.co.uk

ETESIA SAS 13 rue de l'Industrie F 67165 WISSEMBOURG CEDEX

☎ + 33 (0)3 88 54 89 00 • ☎ + 33 (0)3 88 94 06 24 • ✉ etesia@etesia.com • 🌐 www.etesia.com

ETESIA TECHNICAL-CENTER



SCAN THIS QR CODE  
TO WATCH THE FILM

# Bahia

INNOVATION IN A NUTSHELL



# METESIA



# BAHIA


A WORLD  
APART



2

## Efficient

*Compact, flexible, high-performance, resolute.  
With bahia, you will discover a whole new class of performance.*



### **Compact – a go-anywhere mower**

A pocket-size ride-on mower, just 0.85 m wide and 2 m long, bahia features an incredibly tight turning circle. It nips into every nook and cranny and can be easily transported.



### **Flexible – the “automatic” gearbox**

Forward. Stop. Reverse. Accelerate. Brake. Instantaneously. In complete safety. Pedal-controlled hydrostatic transmission for easy driving.



### **Efficient**

Engine power is over 90% centred on drive and blade transmission. Maintenance-free hydrostatic drive transmission. Blade transmission via direct belt and constant tension.



### **Resolute**

With its low centre of gravity, bahia's 30/70 weight distribution on the front/rear axles makes it a highly stable mower that masterfully copes with slopes. in all conditions.



# BAHIA

## EASY MOWING

All-rounder

*Bahia grass collecting*  
3 petrol versions,  
1 x 100% electric version




### Cut and collect

Suspension cutting deck with direct rear ejection into a 240 l grass collector. Efficient even in wet or long grass. Buzzer sounds when grass collector is full. Grass collector opened and closed from driver's seat. Perfect collection of dead leaves.

4

*Mowing and collecting, long grass, mulching, towing, clearing snow. Bahia is adapted to every type of mowing, every task and every season.*

**+** **Clearing snow**  
Snow blade (ref. MV80N) available as an optional extra. To clear snow from your paths and pavements fast.



### Cutting long grass

Removable collector base for direct ejection of long grass. Side ejection with swathing deflector (MD80N option) for very long grass.



### Mulching

Well-groomed mulching cut with mulching insert delivered as standard.

### **NEW** Bahia mulching

Top-of-the range mulching. The brand new biocut 85 cutting deck gives you precise, well-groomed cutting for a perfect finish.



**Bahia mulching**  
1 petrol version





# Bahia USER FRIENDLY

**Multi-purpose garden trailer**  
The ideal bahia accessory - the MM trailer makes garden maintenance incredibly easy: transporting various items (easy emptying with foot-pedal control), good height working surface, tank for water or plant-care products with spraying hose (option).

6



## Comfortable

*Ideal driving position, high-comfort seat, controls on dashboard, silence and safety - with bahia, discover a whole new world of well-being.*



### Dashboard controls

Electric starter.  
The cutting blade controls, hourmeter\*, electrically-operated grass collector emptying\* and battery charger socket are all centralised on the dashboard.  
\* as an option.



### Ideal working conditions

The bahia requires only the lightest touch for easy driving. From the driver's adjustable, ergonomic seat, you have a perfect view of your working environment and all the controls are within easy reach: cutting height selector, forward/reverse pedals, parking brake.



### The easy life

Buzzer sounds when grass collector is full.  
A hose pipe fitting makes cleaning the cutting system quick and easy (except M2E).  
Easy, direct access to engine using tools.  
Easy maintenance thanks to quick access to all mechanical parts.  
Built-in strapping hooks for safe transport.



### Safety first

Noise level under 100 dB(A).  
Petrol tank with overflow catcher.  
Clutch-integrated blade brake.  
Several safety switches.  
Complies with machine directive 2006/CE.



# BAHIA

## THE PETROL VERSIONS

Long-lasting



### Robust and recyclable

Mechanically welded load-bearing chassis, diameter 60 mm, epoxy finish with built-in strapping hooks. Suspension cutting deck with constant trim and inspection door. Step, steering column cover and dashboard cover in EPP (expanded polypropylene): with its hardwearing, absorbing the vibrations and anti-skid properties, EPP is recyclable and has a low environmental impact.

8



### 3 engines to choose from

3 engine fittings with valves in head are available:

**Ref MBHE:**

B&S OHV 31E607 14.5 HP (10.66 kw)

**Ref MHHE:**

HONDA GXV 390 OHV 13 HP (9.75 kw)

**Ref MKHE and MKM:**

KAWASAKI FS481V 2 air-cooled V cylinders 16 HP (11.9 kw)



**HONDA**  
**Kawasaki**

## BAHIA GRASS COLLECTING

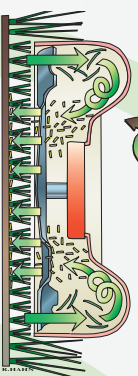
Available in 3 petrol versions  
from 13 to 16 HP.

Ref MBHE  
Ref MHHE  
Ref MKHE



Top-quality materials, reliable technology, a large range of high-performance engines and a 3-year warranty for parts and labour for home use. With bahia, you are definitely going for the long-term option.

## BAHIA MULCHING



### Bahia MKM

The new generation mulching machine. 85 cm of top-quality mulching width. Integrated deflector with tool-free opening/closing (patented) to mow long grass.



**Scraper:**  
To remove grass from the rear wheels.







# BAHIA ELECTRIC

THE  
PLANET  
WILL  
THANK  
YOU  
FOR IT





# Innovative

*Ecological, economical, high-performance and quiet.  
With Bahia ELECTRIC, you are mowing into a brave new world.*



## Ecological

Zero emissions of carbon monoxide (CO), nitrogen oxide (NOx) and carbon dioxide (CO<sub>2</sub>).  
Zero emissions of hydrocarbon (HC), smoke and particles (PM).  
Recharging by solar panels (option).



## Economical

**Energy costs divided by 10!**  
Consumption costs < 0.37 €/h against 3.67 €/h for petrol.  
Low maintenance costs:  
no belt, no filter, no engine oil.



## High-performance

Range of about 2500 m<sup>2</sup>  
(2 hrs of mowing + 1 ½ hrs with trailer batteries (option)).  
Recharging from mains 16A 220V in 6 hours.  
Converter and plug for 230V electric accessory (hedge cutters, edge trimmers etc.).



## Quiet

Virtually noiseless in travel mode.  
Less noisy in mowing mode than petrol version.



11